




## Corinthian Little Leaf Linden



An exceptional shade or accent tree with a densely pyramidal form; a tidy, low maintenance selection. Corinthian Linden features subtle clusters of fragrant yellow flowers with tan bracts hanging below the branches in early summer. It has dark green foliage throughout the season. The small glossy heart-shaped leaves turn an outstanding yellow in the fall. The fruit is not ornamentally significant.



Reaches up to 40 feet high and 15 feet wide.



Full sun to Partial Shade



Water newly planted trees once or twice a week for the first two or three months in the absence of rain. Keep the soil moist, but not soggy. Well-established linden trees only need watering during prolonged dry spells.



- Do use sharp, clean tools when pruning; ragged stems and branches from dull tools leaves your plants open to various pest and disease.
- Do apply mulch to a depth of 3-4", your mulch ring should be the same diameter as the canopy above. Avoid piling the mulch around the trunk and creating the unfortunate "mulch volcano".



- Don't plant too deep; pay attention to the root flare in relation to the surrounding grade. A tree too high or deep will result in a tree under stress.
- Don't forget to do an annual inspection looking for any deadwood or damage seasonally.

